

Communications & Power Industries Helix Traveling Wave Tube



FEATURES:

- 1250 W Peak, 625 W Avg.
- 12.75 - 14.80 GHz
- Coaxial input
- Waveguide output
- Weight: 25 lbs. max
- Air cooled

BENEFITS:

- High efficiency
 - Less prime power required (due to multiple stage collectors)
- PPM focusing

APPLICATIONS:

- Satellite uplinks
- Communications
- Instrumentation
- DBS (Direct Broadcast System)

	Frequency (GHz)	Power output (min)
VTU-6397V1A	13.75 - 14.50	1250 W Peak 625 W Avg.
VTU-6397V1B	12.75 - 14.50	1250 W Peak 625 W Avg.
VTU-6397V1C	12.75 - 14.50	1250 W Peak 625 W Avg.
VTU-6397V1D	12.75 - 14.50	1250 W Peak 625 W Avg.

Custom configurations are also available. These variations in the performance and configuration include:

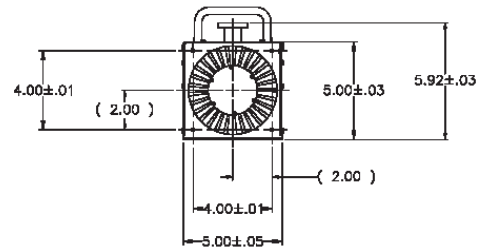
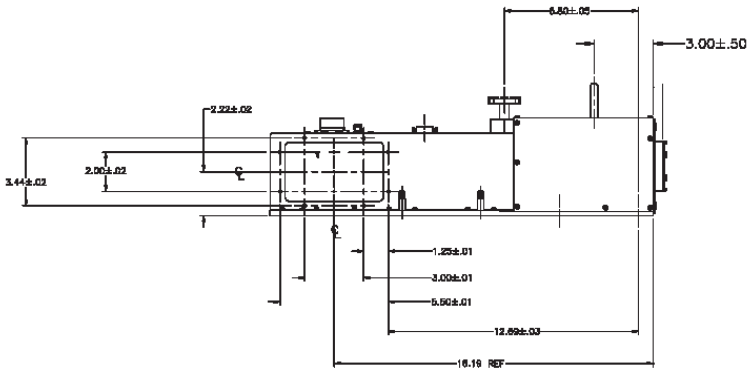
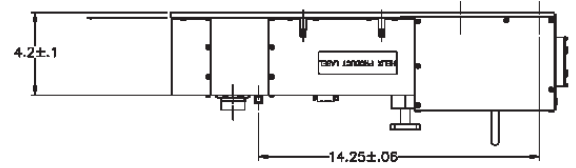
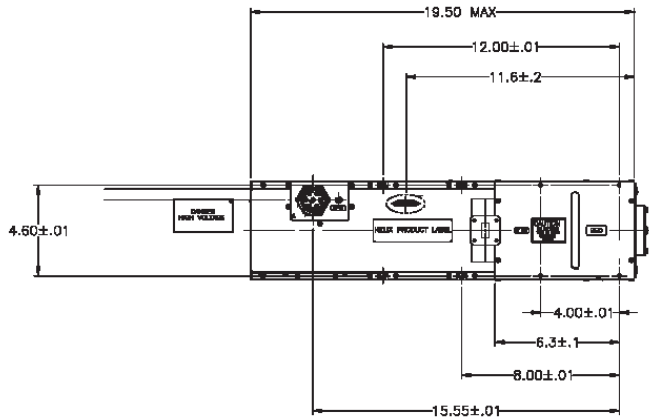
- mechanical configurations
- electrical and RF connections
- dual-stage depressed collector

Typical Operating Parameters

	Minimum	Maximum	Typical	Units
Heater voltage	6.2	6.4	6.3	Vdc
Heater surge current	1.0	1.8	1.5	A
Helix voltage	14.3	15.3	14.8	kVdc
Helix current	---	10.0	3.0	mAdc
Collector voltage 1	51.0	53.0	52.0	%
Collector current 1	---	350 rf	50 dc; 250 rf	mAdc
Collector voltage 2	12.0	14.0	13.0	%
Collector current 2	---	580	550 dc; 300 rf	mAdc
Cathode warm-up time	3.0	---	---	minutes
Drive power	---	18.0	10.0	dBm
Prime power	---	2400	2150	W
Thermal temperature	---	1750	1550	W
Load VSWR	---	1.2:1	---	VSWR

CPI CW Helix Traveling Wave Tube: VTU-6397V1A, V1B, V1C, V1D

Outline:
VTU-6397V1A, V1B, V1C, V1D



With a history of producing high quality products, we can help you with your Helix TWT.
Contact us at MPPMarketing@cpii.com or call us at +1 650-846-2800.

The data should be used for basic information only. Formal, controlled specifications may be obtained from CPI for use in equipment design.



**Microwave Power
Products Division**
811 Hansen Way
Palo Alto, California
USA 94304

tel +1 650-846-2800
email MPPMarketing@cpii.com
web www.cpii.com/MPP

For more detailed information, please refer to the corresponding CPI technical description if one has been published, or contact CPI. Specifications may change without notice as a result of additional data or product refinement. Please contact CPI before using this information for system design.

©2020 Communications & Power Industries LLC. Company proprietary; use and reproduction is strictly prohibited without written authorization from CPI.